



STONE ATTACHÉ™ COLLECTION – FLOOR | WALL

DIGNITARY™
COLORBODY™ PORCELAIN

 **daltile®**
IMAGINE WHAT'S POSSIBLE™



Photo features Superior Taupe 24 x 48 on the floor and Luminary White 12 x 24 on the wall. Cover photo features Superior Taupe 24 x 48 on the floor, Superior Taupe 12 x 24 on the left wall, Luminary White 12 x 24 on the right wall, and Superior Taupe Abstract Mosaic on the shower wall.

Ageless and Innovative – the Dignitary™ Series

The imaginative Dignitary Series provides depth on surfaces as it replicates French limestone embedded with fossil layers and natural veins. Beautiful in any setting, this outstanding ColorBody™ porcelain tile is equally suited to traditional or contemporary styles, bringing ageless dimension to every application. An array of sizes and a coordinating mosaic come in six color options and three finishes, including light polished, unpolished, and textured.

- RE-IMAGINING A CLASSIC

- Small fossils and veining replicate the look of French limestone that has stood the test of time
- Six rich neutral colors appeal to contemporary tastes
- 2CM thick tile available in 24 x 24 size and three colors

- AGELESS BEAUTY ANYWHERE

- Light polished, textured and unpolished finishes offer the ability to stretch designs from floors to walls, indoors and out
- Three large-format sizes plus an abstract mosaic all provide dimensional depth



PRE CONSUMER
RECYCLED MATERIALS



TRU-EDGE



FIELD TILE



Luminary White DR07 – Unpolished, Light Polished & Textured



Notable Beige DR09 – Unpolished, Light Polished & Textured



Superior Taupe DR08 – Unpolished, Light Polished & Textured



Eminence Grey DR10 – Unpolished, Light Polished & Textured



Herald Brown DR12 – Unpolished, Light Polished & Textured



Governor Black DR11 – Unpolished, Light Polished & Textured

ABSTRACT MOSAIC



Luminary White DR07



Notable Beige DR09



Superior Taupe DR08



Eminence Grey DR10



Herald Brown DR12







Governor Black DR11

DIGNITARY™

COLORBODY™ PORCELAIN

SIZES

			Thickness	Sq. Ft. per Carton	Pieces per Carton
	24 x 48 Field Tile	(23-7/16" x 47") (59.50 cm x 119.30 cm)	3/8"	15.50	2
	24 x 24 ■ Field Tile	(23-7/16" x 23-7/16") (59.50 cm x 59.50 cm)	3/8" 13/16"/2cm ■	11.64 7.76	3 2
	12 x 24 Field Tile	(11-11/16" x 23-7/16") (29.65 cm x 59.50 cm)	3/8"	9.70	5
	Abstract Mosaic	(12" x 12" sheet)	3/8"	3.88	4

■ Tile is available with 2cm thickness in 24 x 24 field tile in DR07, DR08 and DR09 only.

FLOOR APPLICATIONS

	Target DCOF wet	Suitable
Dry & Level – Interior	N/A	✓
Wet & Level – Interior	≥ 0.42	✓
Exterior Applications; Pool Decking & Other Wet Areas with Minimal Footwear	≥ 0.60	✓*
Ramps & Inclines	≥ 0.65	

A DCOF value of ≥ 0.42 is the new standard for tiles specified for commercial application in standard A137.1–2012, Section 9.6. It replaces the SCOF value of ≥ 0.60 referenced in ASTM C1028. For more information on the correlation between the two values and about the DCOF AcuTest™, visit www.daltile.com/dcof.

OTHER APPLICATIONS

	Suitable
Walls/Backsplashes	✓
Countertops	✓
Pool Linings	✓**

APPLICATION NOTES:




Suitable for exterior applications in freezing and non-freezing climates when proper installation methods are followed.

Polished surface suitable for 'Dry & Level' floor applications only

*Textured surface only


**Mosaics only

TRIM

	Type	Number	Size	Pieces per Carton
	Bullnose	S-43F9	3 x 24	15
	Cove Base	S-36C9T	6 x 12	20
	Cove Base Corner	SC-36C9T	1 x 6	10

Bullnose, cove base and cove base corner trim are intended to coordinate with floor field tile in the standard 90-degree installation position.

INSTALLATION

Grout Joint Recommendation	Shade Variation
1/8" (1/16" when multiple sizes are installed in a modular pattern and 3/16" when rectangular sizes are used in a staggered brick-joint pattern, overlap not to exceed 33%)	 Random (V4)

TEST RESULTS

	ASTM#	Result
Water Absorption	C373	< 0.5%
Breaking Strength	C648	> 300 lbs. > 1000 lbs.***
Scratch Hardness	MOHS	8.0
Chemical Resistance	C650	Resistant

***2 cm thickness only

For additional information, visit daltile.com/information/TestResults.

NOTES

Special consideration needs to be given when installing tiles 20" and larger. Please refer to daltile.com/LargeTiles for more information.

Strong random shading enhances the natural beauty of this product. To achieve optimal results, tile should be selected from multiple cartons and shading arrangement planned prior to installation.

Special care should be taken when grouting with dark pigmented colors. A grout release is recommended to prevent finely powdered pigments from lodging in the pores of the surface. Use of a latex modified thin-set is recommended for installation.

Since there are variations in all fired ceramic products, tile and trim supplied for your particular installation may not match these samples. Final color selection should be made from actual tiles and trim and not from tile samples or color reproductions. Manufactured in accordance with ANSI A137.1 standards.

Water, oil, grease, etc. create slippery conditions. Floor applications with exposure to these conditions require extra caution in product selection. Not for use on ramps.

For additional information refer to "Factors to Consider" at daltile.com/Factors.



DESIGNED TO HELP EARN LEED™
CREDITS. For more detailed information,
visit daltilegreenworks.com.



SCAN QR CODE
FOR PRODUCT
INFORMATION

Get a QR Code
reader at:
GET.DAL TILE.COM



7834 C. F. Hawn Freeway,
Dallas, Texas 75217 | 1.800.933.TILE

To view the complete collection of
Daltile® products and information,
visit our website at daltile.com.



IMAGINE WHAT'S POSSIBLE™

©2015 Dal-Tile Corporation (9/15)