



STONE ATTACHÉ™ COLLECTION – FLOOR | WALL

AMBASSADOR™
COLORBODY™ PORCELAIN

 **daltile®**
IMAGINE WHAT'S POSSIBLE™



Photo features Jet-Setter Dusk random linear mosaic on the wall.
Cover photo features Jet-Setter Dusk 24 x 48 field tile on the floor, 12 x 24 field tile
on the wall and Jet-Setter Dusk random linear mosaic on the shower wall.

Display the Utmost Confidence with the Ambassador™ Series

Inspired by the fine-grained quartzite found in the Swiss Alps, the Ambassador Series lends high-end styling wherever it's used. Eons of stratification are reflected in the distinctive mono-directional graining of this ColorBody™ porcelain tile. Large format sizes in four handsome colors make the series a natural choice for design possibilities indoors and out in commercial and residential spaces.

- MODERN AND ELEGANT FLAIR
 - Elegant stone look available in four colors featuring a high level of veining and distinctive patterns
 - Three modern sizes including 24 x 24, 12 x 24 and 24 x 48
- HEIGHTENED VERSATILITY
 - 12 x 24 available in Light Polished and Unpolished finishes
 - Unique, three-dimensional 12 x 24 mosaic adds to the dynamics of this series



**PRE CONSUMER
RECYCLED MATERIALS**



TRU-EDGE

**CERTIFIED
PORCELAIN
TILE**
0.5% or less water absorption

FIELD TILE*



Wanderlust White AM36 – Unpolished & Light Polished



Jet-Setter Dusk AM34 – Unpolished & Light Polished




Global Grey AM35 – Unpolished & Light Polished




Voyager Black AM33 – Unpolished & Light Polished

RANDOM LINEAR MOSAIC



Wanderlust White AM36



Jet-Setter Dusk AM34



Global Grey AM35



Voyager Black AM33

AMBASSADOR™

COLORBODY™ PORCELAIN

SIZES

			Thickness	Sq. Ft. per Carton	Pieces per Carton
	24 x 48 Field Tile	(23-7/16" x 47") (59.50 cm x 119.30 cm)	3/8"	15.50	2
	24 x 24 Field Tile	(23-7/16" x 23-7/16") (59.50 cm x 59.50 cm)	3/8"	11.64	3
	12 x 24 Field Tile	(11-11/16" x 23-7/16") (29.65 cm x 59.50 cm)	3/8"	9.70	5
	Random Linear Mosaic	(12" x 24" sheet)	3/8"	7.76	4

FLOOR APPLICATIONS

	Target DCOF wet	Suitable
Dry & Level – Interior	N/A	✓
Wet & Level – Interior	≥ 0.42	✓
Exterior Applications; Pool Decking & Other Wet Areas with Minimal Footwear	≥ 0.60	
Ramps & Inclines	≥ 0.65	

A DCOF value of ≥ 0.42 is the new standard for tiles specified for commercial application in standard A137.1–2012, Section 9.6. It replaces the SCOF value of ≥ 0.60 referenced in ASTM C1028. For more information on the correlation between the two values and about the DCOF AcuTest™, visit www.daltile.com/dcof.

OTHER APPLICATIONS




	Suitable
Walls/Backsplashes	✓
Countertops	✓
Pool Linings	

APPLICATION NOTES:

Suitable for exterior applications in freezing and non-freezing climates when proper installation methods are followed.


Light Polished surface suitable for 'Dry & Level' floor applications only

TRIM

	Type	Number	Size	Pieces per Carton
	Bullnose	S-43F9	3 x 24	15
	Cove Base	S-36C9T	6 x 12	20
	Corner Base Corner	SC-36C9T	1 x 6	10

Bullnose, cove base and cove base corner trim are intended to coordinate with floor field tile in the standard 90-degree installation position.

INSTALLATION

Grout Joint Recommendation	Shade Variation
1/8" (1/16" when multiple sizes are installed in a modular pattern and 3/16" when rectangular sizes are used in a staggered brick-joint pattern, overlap not to exceed 33%)	 Random (V4)

TEST RESULTS

	ASTM#	Result
Water Absorption	C373	< 0.5%
Breaking Strength	C648	> 300 lbs.
Scratch Hardness	MOHS	8.0
Chemical Resistance	C650	Resistant

For additional information, visit daltile.com/information/TestResults.

NOTES

Special consideration needs to be given when installing tiles 20" and larger. Please refer to daltile.com/LargeTiles for more information.

Special care should be taken when grouting with dark pigmented colors. A grout release is recommended to prevent finely powdered pigments from lodging in the pores of the surface. Use of a latex modified thin-set is recommended for installation.

Strong random shading enhances the natural beauty of this product. To achieve optimal results, tile should be selected from multiple cartons and shading arrangement planned prior to installation.

Since there are variations in all fired ceramic products, tile and trim supplied for your particular installation may not match these samples. Final color selection should be made from actual tiles and trim and not from tile samples or color reproductions. Manufactured in accordance with ANSI A137.1 standards.

Water, oil, grease, etc. create slippery conditions. Floor applications with exposure to these conditions require extra caution in product selection. Not for use on ramps.

For additional information refer to "Factors to Consider" at daltile.com/Factors.



DESIGNED TO HELP EARN LEED™
CREDITS. For more detailed information,
visit daltilegreenworks.com.



SCAN QR CODE
FOR PRODUCT
INFORMATION

Get a QR Code
reader at:
GET.DAL TILE.COM



7834 C. F. Hawn Freeway,
Dallas, Texas 75217 | 1.800.933.TILE

To view the complete collection of
Daltile® products and information,
visit our website at daltile.com.



IMAGINE WHAT'S POSSIBLE™

©2015 Dal-Tile Corporation (9/15)